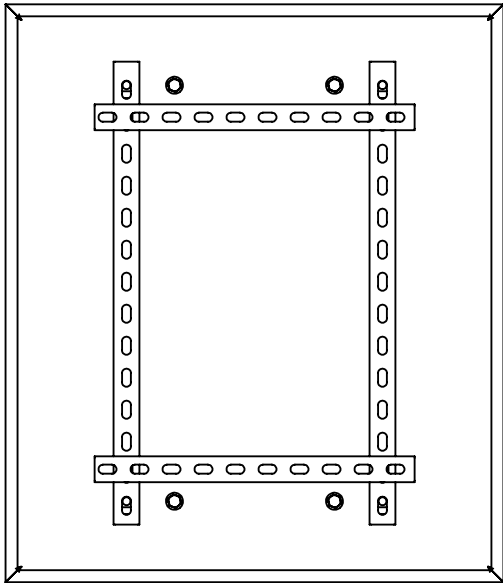


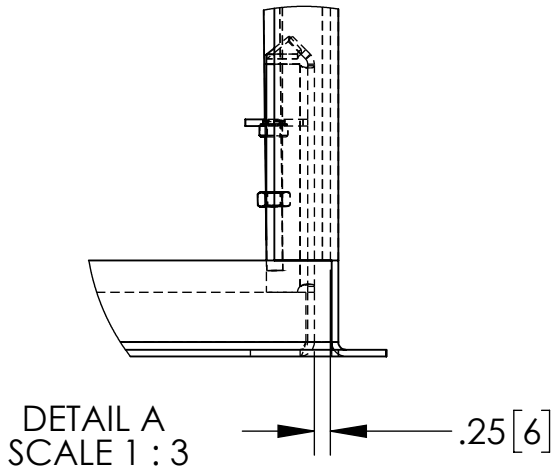
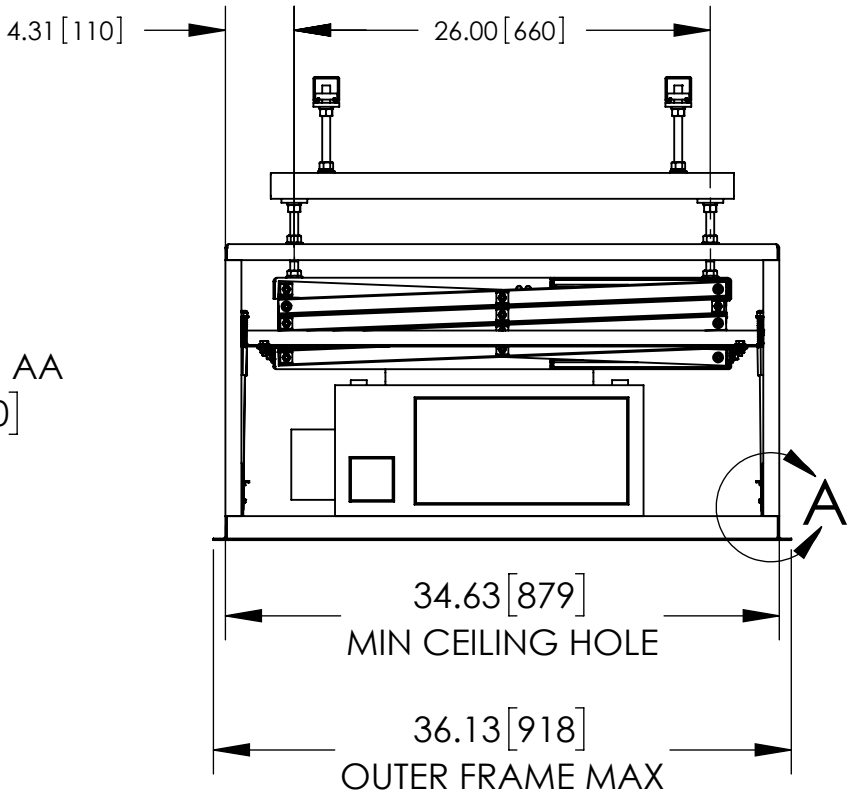
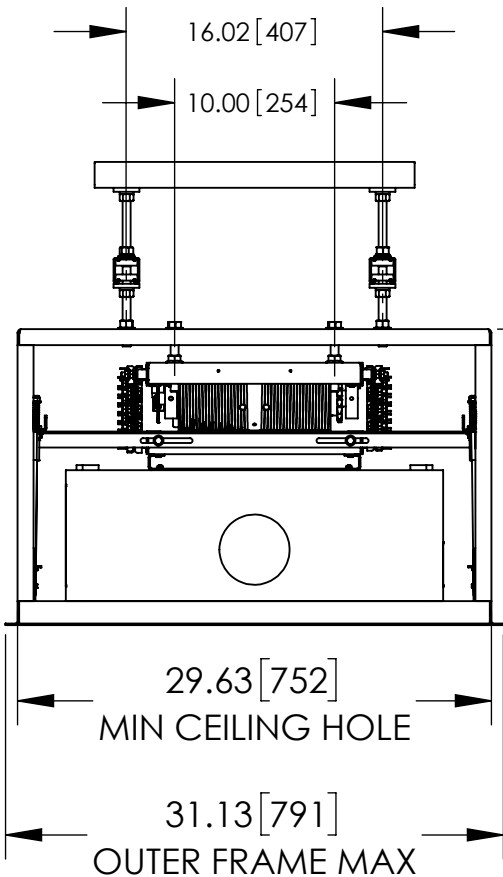
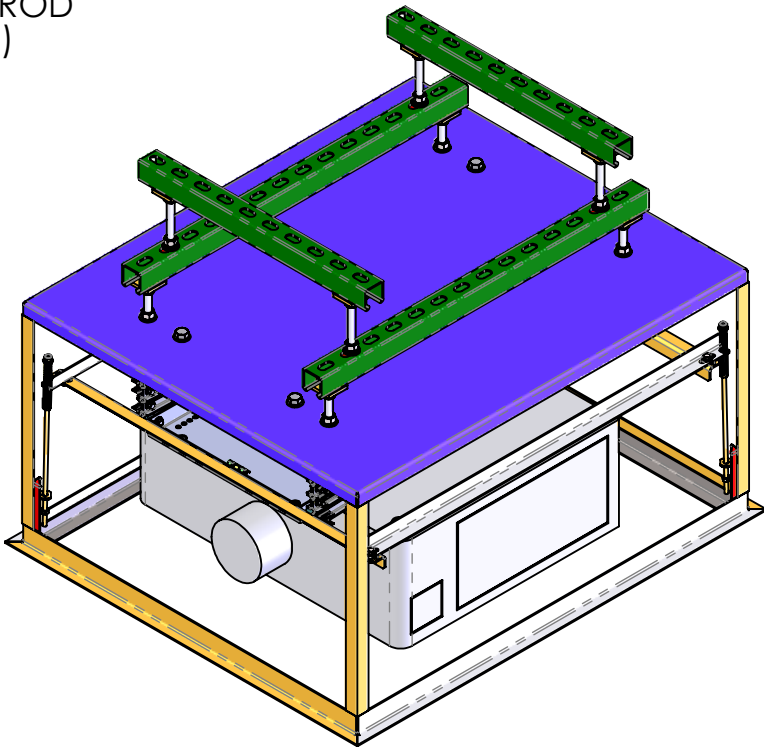
- NOTES:
1. COMPONENTS SHOWN ARE STANDARD DL3B-17.5 STANDARD OPT3L.
 2. DIMENSION AA SUBJECT TO CHANGED BASED ON
 3. UNITS = INCHES [mm].
 4. DIMENSION AA IS REQUIRED SPACE ABOVE CEILING. SAMPLE SHOWN IS SUBJECT TO CHANGE BASED ON PROJECTOR SELECTION.
 5. ASSEMBLY SHOULD BE SHIPPED WITH 1/4-20 X 1", HHCS, HX, GR5, PL BOLTS WITH LOCK WASHERS AND FLAT WASHERS.



SAMPLE TABLE(SEE NOTES):

DL3B SIZE	DIMENSION AA	
	INCHES	mm
DL3B-7.5	18.500	470
DL3B-9.5	19.500	495
DL3B-11.0	20.500	521
DL3B-12.5	21.500	546
DL3B-14.0	22.500	572

UNISTRUT P1000 T CHANNEL
AND 1/2" THREADED ROD
(RECOMMENDED)



UNLESS OTHERWISE SPECIFIED: DIMENSIONS ARE IN INCHES TOLERANCES: .XX = ± .020 .XXX = ± .010 .XXXX = ± .0050 ANGLE: ± .5° INTERPRET DRAWING PER Y14.100. DIMENSIONS AND TOLERANCES ARE IN ACCORDANCE WITH ASME Y14.5 - 2009.		DRAWN BY MB MATERIAL FINISH PROPRIETARY AND CONFIDENTIAL THE INFORMATION CONTAINED IN THIS DRAWING IS THE SOLE PROPERTY OF DISPLAY DEVICES, INC. ANY REPRODUCTION IN PART OR AS A WHOLE WITHOUT THE WRITTEN PERMISSION OF DISPLAY DEVICES, INC IS PROHIBITED.	DISPLAY DEVICES, INC GOLDEN, CO TITLE: DL3B, OPT3L, STANDARD	
THIRD ANGLE PROJECTION 	DO NOT SCALE DRAWING	SIZE B	DWG. NO. SAMPLE	REV A
SCALE: 1:12			SHEET 1 OF 2	