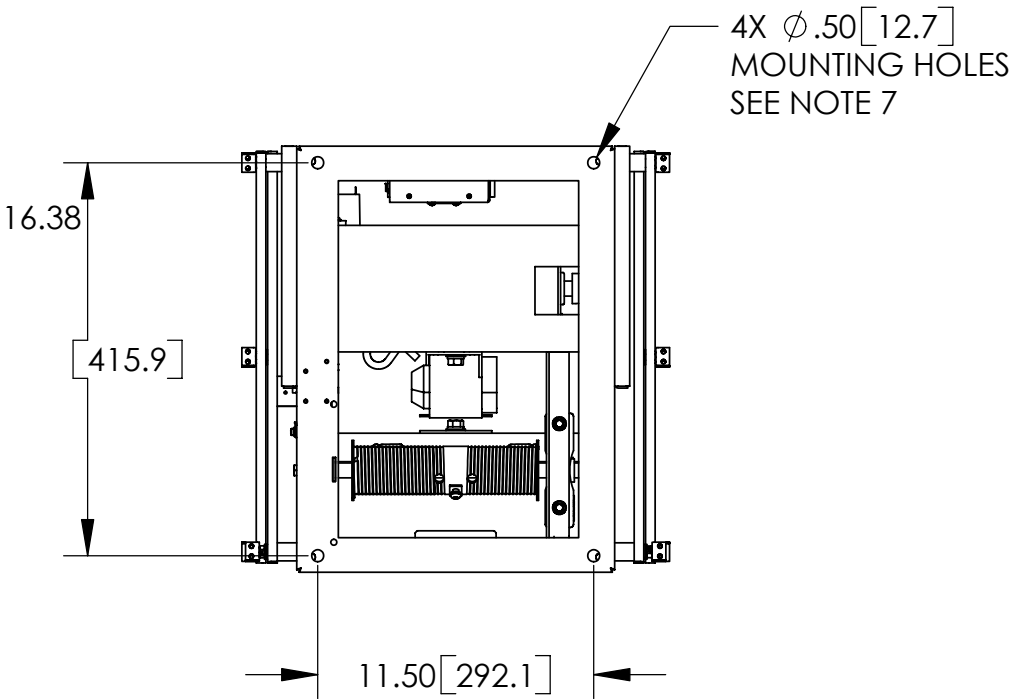
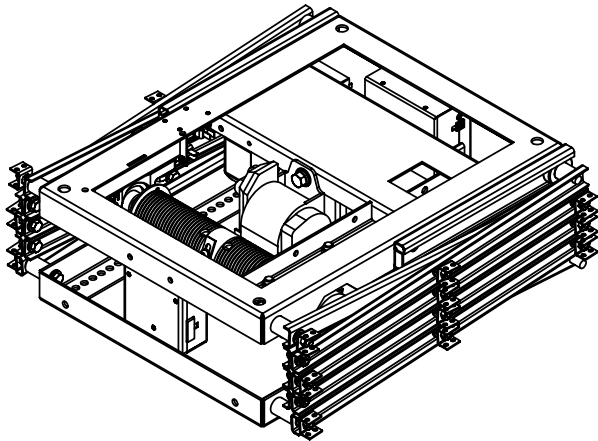
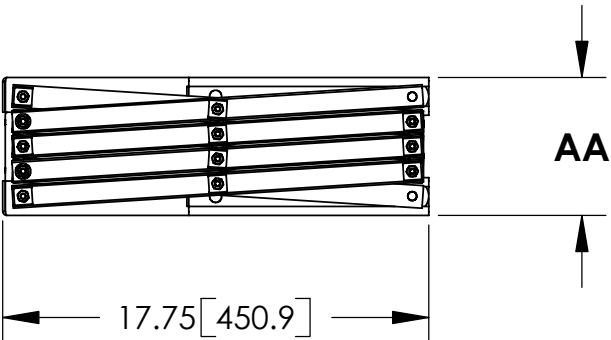
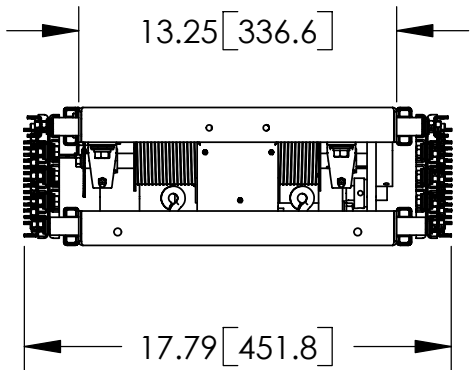


- NOTES:
- 1. DIMENSIONS IN BRACKETS, [], ARE MILLIMETERS AND FOR REFERENCE ONLY.
 - 2. RECOMMENDED MOUNTING HARDWARE: 1/2" [M12] THREADED ROD WITH SERRATED FLANGE NUTS.

REVISIONS			
REV.	DESCRIPTION	DRAWN BY	DATE
A	INITIAL RELEASE	C WALKER	12/2/2022



MODEL NO.	DIMENSION AA	DROP DISTANCE
LCD-104	5.75 [146]	4' [1219]
LCD-105	6.75 [171]	5' [1524]
LCD-106	7.75 [197]	6' [1829]
LCD-107	8.75 [222]	7' [2134]



ISOMETRIC VIEW

(MODEL NO. LCD-104 SHOWN)

UNLESS OTHERWISE SPECIFIED:
DIMENSIONS ARE IN INCHES
TOLERANCES:
.XX =
.XXX = .010
.XXXX = .0050
ANGLE: .5

INTERPRET DRAWING PER Y14.100.

DIMENSIONS AND TOLERANCES
ARE IN ACCORDANCE WITH
ASME Y14.5 - 2009.

THIRD ANGLE PROJECTION

DO NOT SCALE DRAWING

DRAWN BY
C WALKER

MATERIAL

FINISH

PROPRIETARY AND CONFIDENTIAL

THE INFORMATION CONTAINED IN THIS
DRAWING IS THE SOLE PROPERTY OF
DISPLAY DEVICES, INC. ANY
REPRODUCTION IN PART OR AS A WHOLE
WITHOUT THE WRITTEN PERMISSION OF
DISPLAY DEVICES, INC IS PROHIBITED.

DISPLAY DEVICES, INC
GOLDEN, CO

TITLE:

DATALITE

SIZE
B

DWG. NO.
LCD-104

REV
A

SCALE: 1:12

SHEET 1 OF 1